

GRAPHICAL ANALYSIS

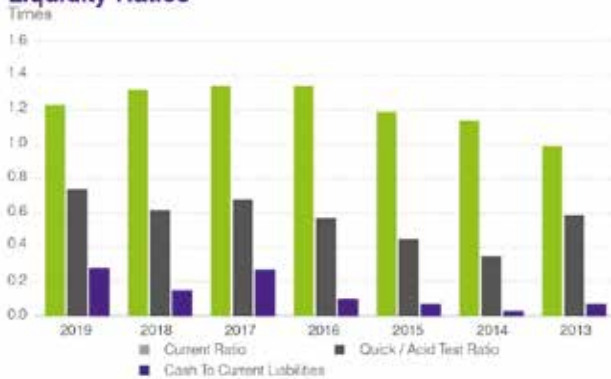
Market Ratios



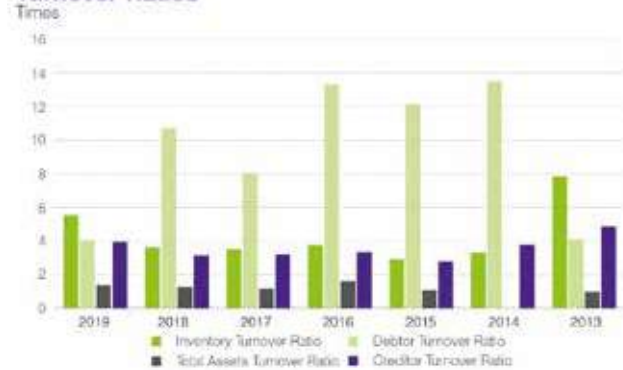
Profitability Ratios



Liquidity Ratios



Turnover Ratios



Capital Structure Ratio



Return On Equity



Cash Flows



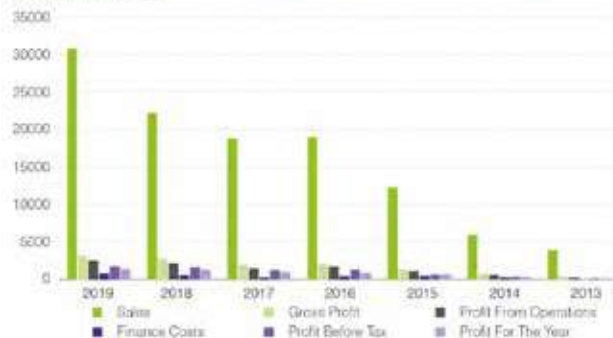
Horizontal Analysis - Statement Of Financial Position

Rupees in thousand



Horizontal Analysis - Statement Of Profit Or Loss

Rupees in thousand



Equity & Liabilities - 2019



Equity & Liabilities - 2018



Assets - 2019



Assets - 2018



Profit or Loss - 2019

Percentage



Profit or Loss - 2018

Percentage

